






























COSMOS

COSMOS BUSINESS CENTRAL REPORTING COMPARISON CHART








| COSMOS | POWER BI | BUSINESS CENTRAL | BUILD YOUR OWN |
|--|--|--|---|
| <i>Lightning-Fast Reporting and Analytics in Excel, Built for Business Central Cloud</i> | <i>Interactive Data Visualization Software Across Any Data Source Offered From Microsoft</i> | <i>Set of Basic Financial and Operational Reports Delivered Standard with Business Central</i> | <i>DIY Approach to Custom Reporting and Analytics</i> |

PLATFORM




| | | | | |
|---|-------------|-------|-------------|---------|
| Runs in MS Cloud/Microsoft Azure | ✓ | ✓ | ✓ | |
| Built Specifically for Business Central Cloud | ✓ | | ✓ | ✓ |
| Centralized or Multi-App User Experience (for Report Access, Design, Sharing, Refresh, Data Management) | Centralized | Multi | Centralized | Depends |

| | | | | |
|---|---|---|---|-----------------------------|
| Cloud-Based Reporting, Sharing, and Management |  |  |  | Depends |
| User Login/Verification with Microsoft Credentials |  |  |  | |
| FEATURES AND FRONT END FUNCTIONALITY | | | | |
| Excel Integration and Reporting |  |  |  | |
| Data Visualization and Dashboards |  |  | | Depends |
| Ad Hoc Reporting |  | | | |
| Financial Statements and Reporting |  | |  | Depends, possible with SSRS |
| Operational/Transaction Reporting |  | |  | Depends, possible with SSRS |
| Power BI Integration |  |  |  | Depends |
| Self-Service Analytics |  |  | | |
| Report Viewing Available on Any Device / Mobile |  |  |  | Depends on Build |
| Report Refresh/Run Available on Any Device / Mobile |  |  |  | Depends on Build |
| BC Cloud-Ready Standard Reports Included (Run Out-of-the-Box) |  | |  | |
| Customizable Report Templates Included |  | |  | |
| Budgeting and Forecasting | | |  | |
| Complexity of Report Customizations | Low | High | High | High |

PERFORMANCE AND DATA

| Reports Run/Refresh Against | Refreshable Dataset | Refreshable Dataset or Live Production | Live Production Database | Depends on build |
|--|---|---|--------------------------|------------------|
| Pre-Built, Turnkey Customizable Data Model for BC Cloud |  | | | |
| Point and Click (No Coding) Data Model Customizations |  |  | | |
| Data Availability | Incremental | Incremental / Real-Time | Real-Time | Depends on build |
| Pre-Built, Turnkey Customizable Data Model for BC Cloud |  | | | |
| Point and Click (No Coding) Data Model Customizations |  |  | | |
| Data Availability | Incremental | Incremental / Real-Time | Real-Time | Depends on build |
| Eliminates Manual SQL, DAX, Visual Studio, and Coding Requirements |  | | | |

GENERAL INFORMATION

| | | | | |
|---|---|---|---|--------------------------------|
| Estimated Initial Implementation Time | 20 Minutes | Varies depending on data model complexity | Included w/ Business Central | 6-18 months |
| Headquarters | Portland, OR | Redmond, WA | Redmond, WA | N/A - in-house IT |
| Continuous Investment in Business Central Cloud Integration |  |  |  | Dependent on internal capacity |